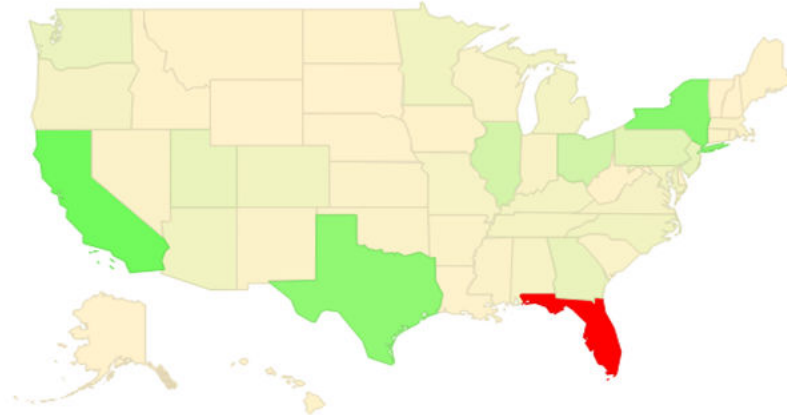
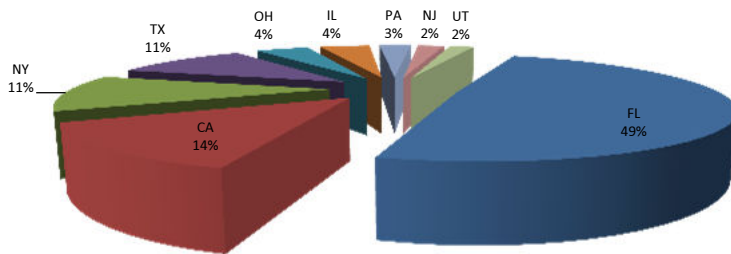


2012 UNITED STATES

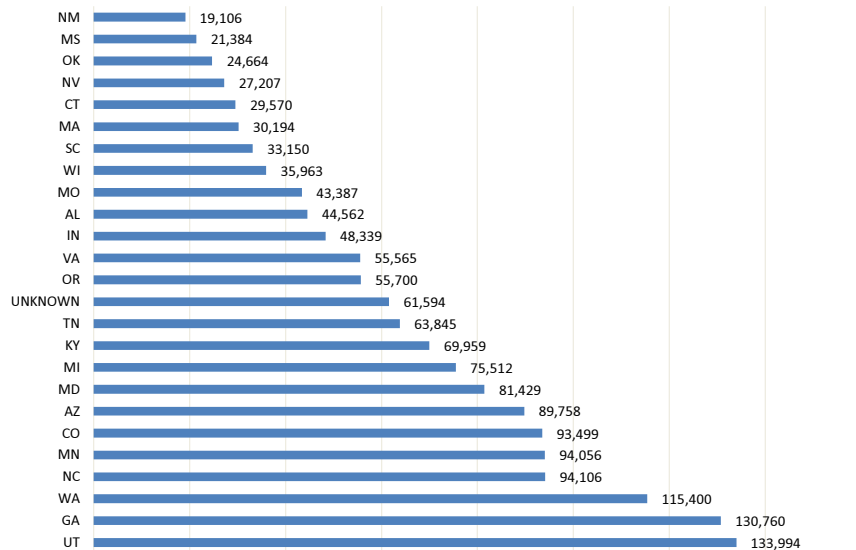
STATE	Total
FL	3,302,368
CA	911,846
NY	764,704
TX	717,284
OH	290,271
IL	280,557
PA	176,470
NJ	146,845
UT	133,994
GA	130,760
WA	115,400
NC	94,106
MN	94,056
CO	93,499
AZ	89,758
MD	81,429
MI	75,512
KY	69,959
TN	63,845
UNKNOWN	61,594
OR	55,700
VA	55,565
IN	48,339
AL	44,562
MO	43,387
WI	35,963
SC	33,150
MA	30,194
CT	29,570
NV	27,207
OK	24,664
MS	21,384
NM	19,106
AR	18,616
KS	17,467
LA	11,525
ID	10,519
IA	10,391
RI	8,699
WV	8,228
VI	7,612
MT	7,252
HI	7,027
ME	6,256
ND	5,712
DE	5,430
NE	5,020
WY	3,864
NH	3,661
SD	2,645
AK	2,445
VT	1,821
DC	1,159
Grand Total	8,308,401



Top 20% of Sales

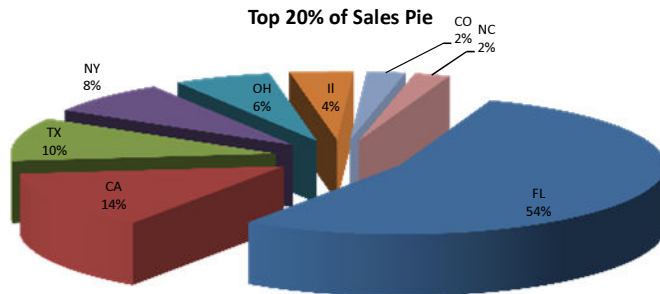
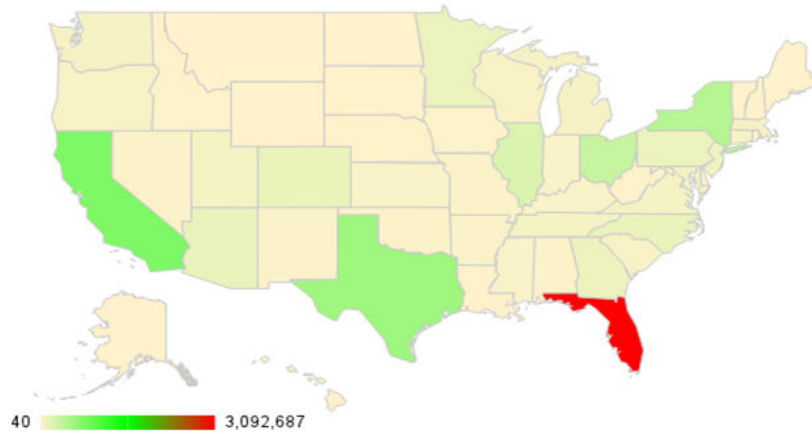


Remaining 80% of sales (countries with more than \$10k of sales)

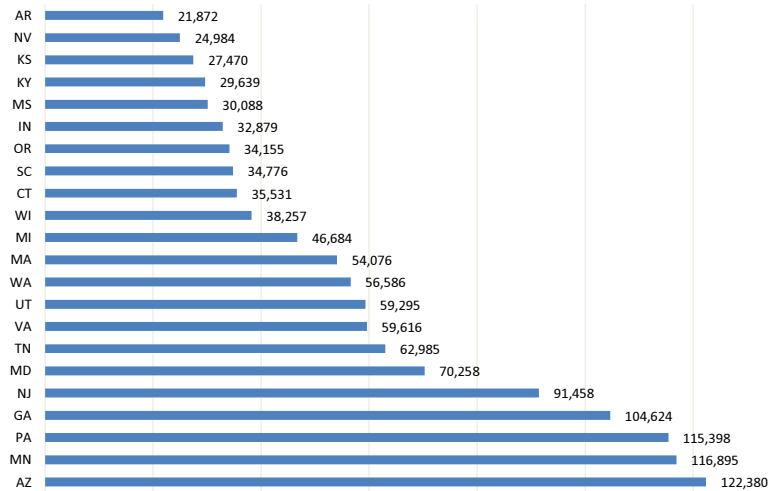


2011 UNITED STATES

STATE	Total
FL	3,092,687
CA	781,031
TX	582,667
NY	441,492
OH	340,409
IL	222,268
CO	134,585
NC	125,097
AZ	122,380
MN	116,895
PA	115,398
GA	104,624
NJ	91,458
MD	70,258
TN	62,985
VA	59,616
UT	59,295
WA	56,586
MA	54,076
MI	46,684
WI	38,257
CT	35,531
SC	34,776
OR	34,155
IN	32,879
MS	30,088
KY	29,639
KS	27,470
NV	24,984
AR	21,872
AL	19,867
MO	19,390
HI	19,241
NM	17,866
OK	17,087
LA	13,219
OTHER	12,711
DE	5,603
WV	5,495
IA	5,302
NH	5,248
ID	4,933
NE	4,538
RI	4,254
SD	3,906
VI	3,572
VT	2,819
AK	2,735
MT	2,393
ME	1,440
ND	1,217
WY	425
IO	178
DC	40
US TOTAL	7,163,624

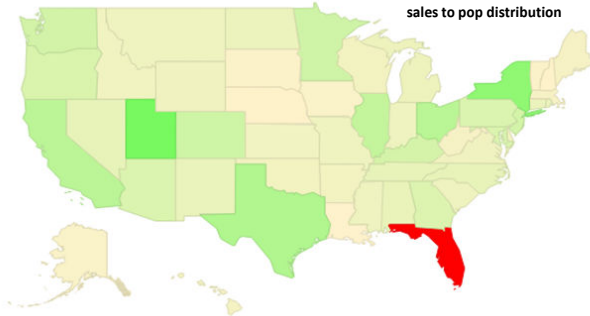
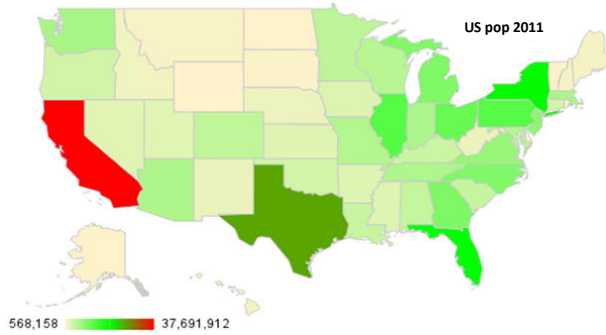
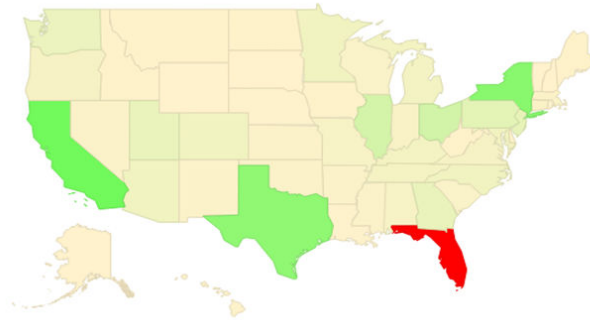


Remaining 80% of sales (states with more than \$20k of sales)



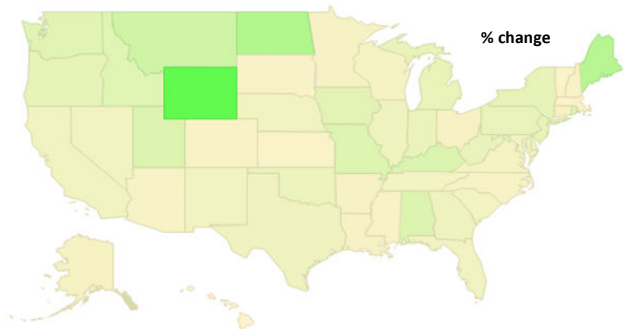
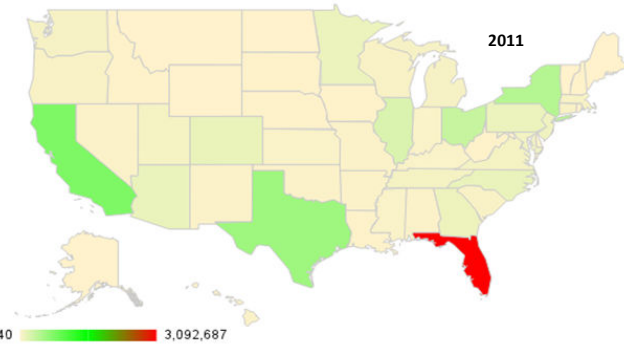
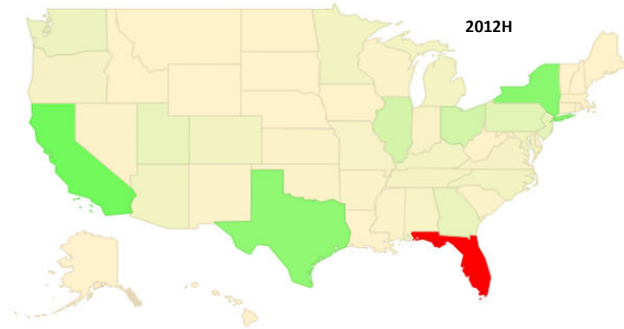
2012 UNITED STATES SALES/ POPULATION INDEX

STATE	Total	Population	sales density	pop density	sales/ pop index
FL	3,302,368	19,057,542	40%	6%	6.50
CA	911,846	37,691,912	11%	12%	0.91
NY	764,704	19,465,197	9%	6%	1.47
TX	717,284	25,674,681	9%	8%	1.05
OH	290,271	11,544,951	3%	4%	0.94
IL	280,557	12,869,257	3%	4%	0.82
PA	176,470	12,742,886	2%	4%	0.52
NJ	146,845	8,821,155	2%	3%	0.62
UT	133,994	2,817,222	2%	1%	1.78
GA	130,760	9,815,210	2%	3%	0.50
WA	115,400	6,830,038	1%	2%	0.63
NC	94,106	9,656,401	1%	3%	0.37
MN	94,056	5,344,861	1%	2%	0.66
CO	93,499	5,116,796	1%	2%	0.69
AZ	89,758	6,482,505	1%	2%	0.52
MD	81,429	5,828,289	1%	2%	0.52
MI	75,512	9,876,187	1%	3%	0.29
KY	69,959	4,369,356	1%	1%	0.60
TN	63,845	6,403,353	1%	2%	0.37
UNKNOWN	61,594		1%		
OR	55,700	3,871,859	1%	1%	0.54
VA	55,565	8,096,604	1%	3%	0.26
IN	48,339	6,516,922	1%	2%	0.28
AL	44,562	4,802,740	1%	2%	0.35
MO	43,387	6,010,688	1%	2%	0.27
WI	35,963	5,711,767	0%	2%	0.24
SC	33,150	4,679,230	0%	2%	0.27
MA	30,194	6,587,536	0%	2%	0.17
CT	29,570	3,580,709	0%	1%	0.31
NV	27,207	2,723,322	0%	1%	0.37
OK	24,664	3,791,508	0%	1%	0.24
MS	21,384	2,978,512	0%	1%	0.27
NM	19,106	2,082,224	0%	1%	0.34
AR	18,616	2,937,979	0%	1%	0.24
KS	17,467	2,871,238	0%	1%	0.23
LA	11,525	4,574,836	0%	1%	0.09
ID	10,519	1,584,985	0%	1%	0.25
IA	10,391	3,062,309	0%	1%	0.13
RI	8,699	1,051,302	0%	0%	0.31
WV	8,228	1,855,364	0%	1%	0.17
VI	7,612				
MT	7,252	998,199	0%	0%	0.27
HI	7,027	1,374,810	0%	0%	0.19
ME	6,256	1,328,188	0%	0%	0.18
ND	5,712	683,932	0%	0%	0.31
DE	5,430	907,135	0%	0%	0.22
NE	5,020	1,842,641	0%	1%	0.10
WY	3,864	568,158	0%	0%	0.26
NH	3,661	1,318,194	0%	0%	0.10
SD	2,645	824,082	0%	0%	0.12
AK	2,445	722,718	0%	0%	0.13
VT	1,821	626,431	0%	0%	0.11
DC	1,159	617,996	0%	0%	0.07
Grand Total	8,308,401	311,591,917	100%	100%	1.00



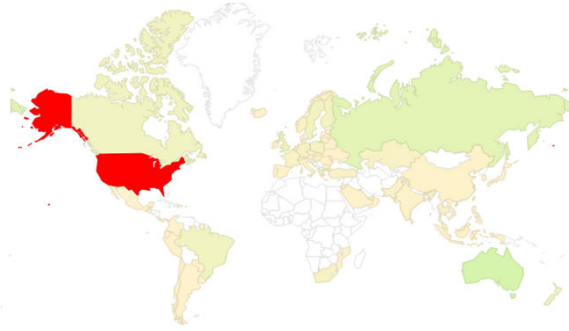
2012 CHANGE UNITED STATES

STATE	2012	2011	% change (annualized)
FL	3,302,368	3,092,687	114%
NY	764,704	441,492	246%
CA	911,846	781,031	133%
TX	717,284	582,667	146%
IL	280,557	222,268	152%
OH	290,271	340,409	71%
PA	176,470	115,398	206%
WA	115,400	56,586	308%
NJ	146,845	91,458	221%
GA	130,760	104,624	150%
NC	94,106	125,097	50%
AZ	89,758	122,380	47%
CO	93,499	134,585	39%
MI	75,512	46,684	224%
UT	133,994	59,295	352%
KY	69,959	29,639	372%
MN	94,056	116,895	61%
MD	81,429	70,258	132%
OR	55,700	34,155	226%
VA	55,565	59,616	86%
TN	63,845	62,985	103%
IN	48,339	32,879	194%
MO	43,387	19,390	348%
AL	44,562	19,867	349%
SC	33,150	34,776	91%
MA	30,194	54,076	12%
WI	35,963	38,257	88%
UNKNOWN	61,594	12,711	869%
CT	29,570	35,531	66%
MS	21,384	30,088	42%
KS	17,467	27,470	27%
OK	24,664	17,087	189%
AR	18,616	21,872	70%
NV	27,207	24,984	118%
NM	19,106	17,866	114%
RI	8,699	4,254	309%
LA	11,525	13,219	74%
IA	10,391	5,302	292%
MT	7,252	2,393	506%
ID	10,519	4,933	326%
HI	7,027	19,241	-27%
WV	8,228	5,495	199%
DE	5,430	5,603	94%
NE	5,020	4,538	121%
WY	3,864	425	1720%
ME	6,256	1,440	769%
ND	5,712	1,217	839%
VT	1,821	2,819	29%
NH	3,661	5,248	40%
AK	2,445	2,735	79%
SD	2,645	3,906	35%
DC	1,159	40	5695%
Grand Total	8,300,789	7,159,874	132%

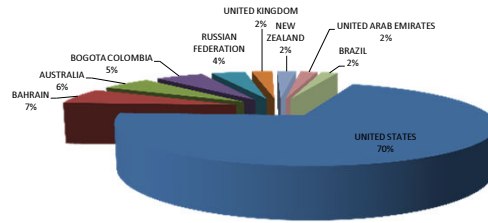


2012 WORLDWIDE

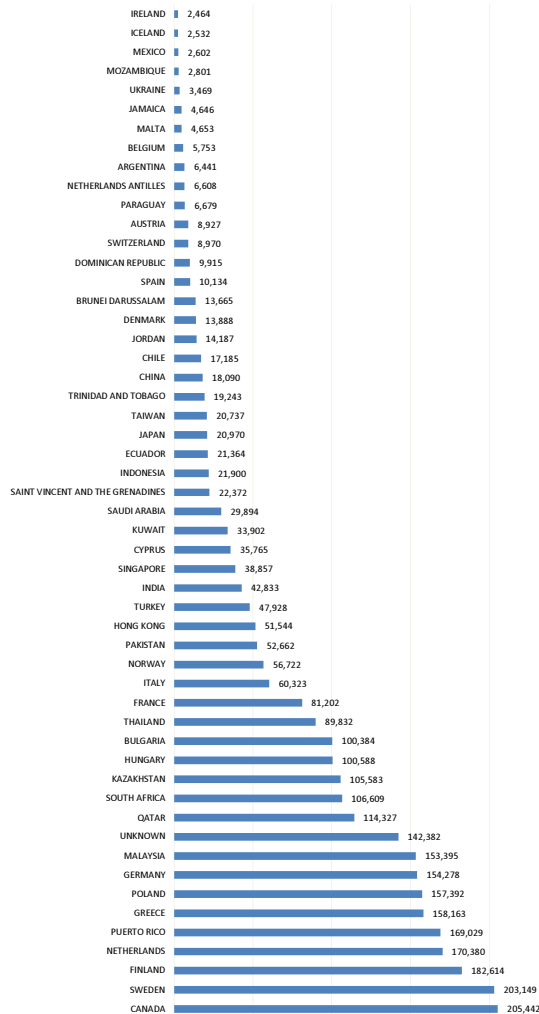
COUNTRY	Total
UNITED STATES	8,308,772
BAHRAIN	779,396
AUSTRALIA	662,908
BOGOTA COLOMBIA	634,904
RUSSIAN FEDERATION	447,840
UNITED KINGDOM	275,582
NEW ZEALAND	249,658
UNITED ARAB EMIRATES	222,679
BRAZIL	220,069
CANADA	205,442
SWEDEN	203,149
FINLAND	182,614
NETHERLANDS	170,380
PUERTO RICO	169,029
GREECE	158,163
POLAND	157,392
GERMANY	154,278
MALAYSIA	153,395
UNKNOWN	142,382
QATAR	114,327
SOUTH AFRICA	106,609
KAZAKHSTAN	105,583
HUNGARY	100,588
BULGARIA	100,384
THAILAND	89,832
FRANCE	81,202
ITALY	60,323
NORWAY	56,722
PAKISTAN	52,662
HONG KONG	51,544
TURKEY	47,928
INDIA	42,833
SINGAPORE	38,857
CYPRUS	35,765
KUWAIT	33,902
SAUDI ARABIA	29,894
SAINT VINCENT AND THE GRENADINES	22,372
INDONESIA	21,900
ECUADOR	21,364
JAPAN	20,970
TAIWAN	20,737
TRINIDAD AND TOBAGO	19,243
CHINA	18,090
CHILE	17,185
JORDAN	14,187
DENMARK	13,888
BRUNEI DARUSSALAM	13,665
SPAIN	10,134
DOMINICAN REPUBLIC	9,915
SWITZERLAND	8,970
AUSTRIA	8,927
PARAGUAY	6,679
NETHERLANDS ANTILLES	6,608
ARGENTINA	6,441
BELGIUM	5,753
MALTA	4,653
JAMAICA	4,646
UKRAINE	3,469
MOZAMBIQUE	2,801
MEXICO	2,602
ICELAND	2,532
IRELAND	2,464
LATVIA	2,013
KOREA (SOUTH)	1,815
ROMANIA	1,687
MARTINIQUE	1,675
ESTONIA	1,512
SURINAME	1,386
SLOVAKIA	1,261
ISRAEL	1,248
PHILIPPINES	1,244
SEYCHELLES	1,060
PORTUGAL	1,050
MAURITIUS	992
LITHUANIA	811
GUAM	774
CAYMAN ISLANDS	759
REUNION	757
SAINT LUCIA	744
URUGUAY	656
ARMENIA	628
ANTIGUA	519
OMAN	490
MACAO	489
COLOMBIA	468
GADELOUPE	460
ARUBA	434
CZECH REPUBLIC	387
PERU	377
COSTA RICA	266
BELARUS	261
PANAMA	249
GUATEMALA	233
CROATIA (HRVATSKA)	189
FEDERATED STATES OF MICRONESIA	176
MOLDOVA	171
VIET NAM	110
SRI LANKA	110
ALBANIA	94
Grand Total	14,964,736



Top 20% of Sales

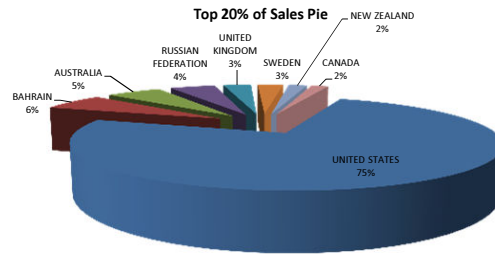
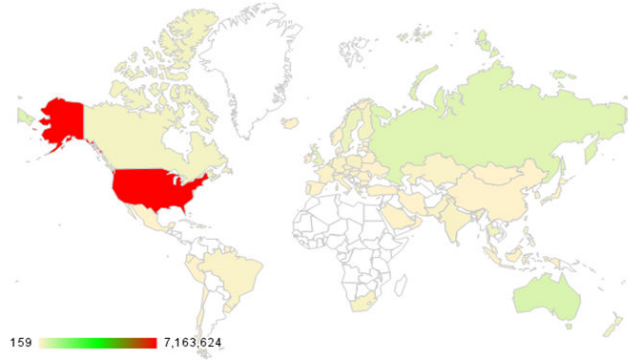


Remaining 80% of sales (countries with more than \$1k of sales)

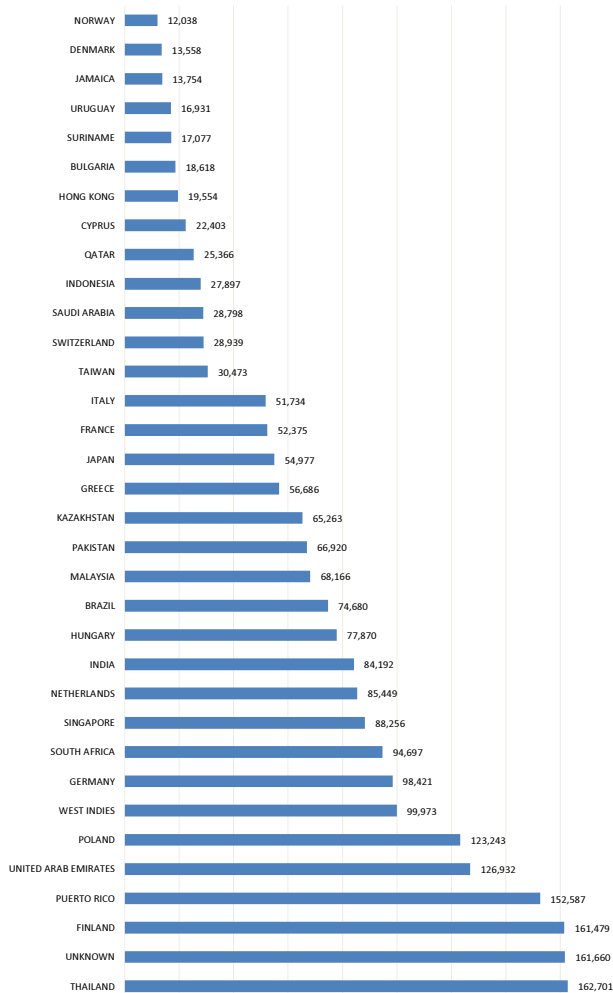


2011 WORLDWIDE

COUNTRY	Total
UNITED STATES	7,163,624
BAHRAIN	604,536
AUSTRALIA	531,961
RUSSIAN FEDERATION	438,700
UNITED KINGDOM	268,894
SWEDEN	250,521
NEW ZEALAND	180,929
CANADA	166,617
THAILAND	162,701
UNKNOWN	161,660
FINLAND	161,479
PUERTO RICO	152,587
UNITED ARAB EMIRATES	126,932
POLAND	123,243
WEST INDIES	99,973
GERMANY	98,421
SOUTH AFRICA	94,697
SINGAPORE	88,256
NETHERLANDS	85,449
INDIA	84,192
HUNGARY	77,870
BRAZIL	74,680
MALAYSIA	68,166
PAKISTAN	66,920
KAZAKHSTAN	65,263
GREECE	56,686
JAPAN	54,977
FRANCE	52,375
ITALY	51,734
TAIWAN	30,473
SWITZERLAND	28,939
SAUDI ARABIA	28,798
INDONESIA	27,897
QATAR	25,366
CYPRUS	22,403
HONG KONG	19,554
BULGARIA	18,618
SURINAME	17,077
URUGUAY	16,931
JAMAICA	13,754
DENMARK	13,558
NORWAY	12,038
ST. LUCIA	9,070
CHINA	7,468
DOMINICAN REPUBLIC	6,806
ICELAND	6,336
PERU	5,947
NEW CALEDONIA	5,794
MALTA	5,579
ARUBA	5,280
SPAIN	5,162
HOLLAND	4,743
TURKEY	4,169
ECUADOR	4,052
IRAN	3,936
KUWAIT	3,242
AUSTRIA	3,164
CZECH REPUBLIC	3,153
CHILE	2,411
REUNION	1,957
BELGIUM	1,940
MAURITIUS	1,489
ESTONIA	1,397
KOREA (SOUTH)	1,331
OMAN	1,325
LEBANON	1,307
UKRAINE	1,251
SRI LANKA	1,218
PORTUGAL	1,189
GUAM	1,000
IRELAND	967
SLOVAKIA	901
MARTINIQUE	743
PEURTO RICO	733
CROATIA	726
MONGOLIA	708
GADELOUPE	660
CAYMAN ISLANDS	646
MEXICO	526
VIRGIN ISLANDS (U.S.)	391
BRUNEI DARUSSALAM	380
PHILIPPINES	359
LATVIA	248
GRENADA	234
ROMANIA	199
MONTENEGRO	196
BELARUS	168
ISRAEL	159
Grand Total	12,000,109



Remaining 80% of sales (countries with more than \$10k of sales)



2012 CHANGE WORLDWIDE

COUNTRY	2012	2011	% change (annualized)
UNITED STATES	8,308,772	7,163,624	132%
BAHRAIN	779,396	604,536	158%
AUSTRALIA	662,908	531,961	149%
BOGOTA COLOMBIA	634,904	-	-
RUSSIAN FEDERATION	447,840	438,700	104%
UNITED KINGDOM	275,582	268,894	105%
NEW ZEALAND	249,658	180,929	176%
UNITED ARAB EMIRATES	222,679	126,932	251%
BRAZIL	220,069	74,680	489%
CANADA	205,442	166,617	147%
SWEDEN	203,149	250,521	62%
FINLAND	182,614	161,479	126%
NETHERLANDS	170,380	85,449	299%
PUERTO RICO	169,029	152,587	122%
GREECE	158,163	56,686	458%
POLAND	157,392	123,243	155%
GERMANY	154,278	98,421	214%
MALAYSIA	153,395	68,166	350%
UNKNOWN	142,382	161,660	76%
QATAR	114,327	25,366	801%
SOUTH AFRICA	106,609	94,697	125%
KAZAKHSTAN	105,583	65,263	224%
HUNGARY	100,588	77,870	158%
BULGARIA	100,384	18,618	978%
THAILAND	89,832	162,701	10%
FRANCE	81,202	52,375	210%
ITALY	60,323	51,734	133%
NORWAY	56,722	12,038	842%
PAKISTAN	52,662	66,920	57%
HONG KONG	51,544	19,554	427%
TURKEY	47,928	4,169	2199%
INDIA	42,833	84,192	2%
SINGAPORE	38,857	88,256	-12%
CYPRUS	35,765	22,403	219%
KUWAIT	33,902	3,242	1992%
SAUDI ARABIA	29,894	28,798	108%
SAINT VINCENT AND THE GRENADINES	22,372	-	-
INDONESIA	21,900	27,897	57%
ECUADOR	21,364	4,052	955%
JAPAN	20,970	54,977	-24%
TAIWAN	20,737	30,473	36%
TRINIDAD AND TOBAGO	19,243	-	-
CHINA	18,090	7,468	384%
CHILE	17,185	2,411	1325%
JORDAN	14,187	-	-
DENMARK	13,888	13,558	105%
BRUNEI DARUSSALAM	13,665	380	7087%
SPAIN	10,134	5,162	293%
DOMINICAN REPUBLIC	9,915	6,806	191%
SWITZERLAND	8,970	28,939	-38%
AUSTRIA	8,927	3,164	464%
PARAGUAY	6,679	-	-
NETHERLANDS ANTILLES	6,608	-	-
ARGENTINA	6,441	-	-
BELGIUM	5,753	1,940	-
MALTA	4,653	5,579	67%
JAMAICA	4,646	13,754	-32%
UKRAINE	3,469	1,251	455%
MOZAMBIQUE	2,801	-	-
MEXICO	2,602	526	890%
ICELAND	2,532	6,336	-20%
IRELAND	2,464	967	410%
LATVIA	2,013	248	1523%
KOREA (SOUTH)	1,815	1,331	173%
ROMANIA	1,687	199	1595%
MARTINIQUE	1,675	743	351%
ESTONIA	1,512	1,397	117%
SURINAME	1,386	17,077	-84%
SLOVAKIA	1,261	901	180%
ISRAEL	1,248	159	1467%
PHILIPPINES	1,244	359	594%
SEYCHELLES	1,060	-	-
PORTUGAL	1,050	1,189	77%
MAURITIUS	992	1,489	33%
LITHUANIA	811	-	-
GUAM	774	1,000	55%
CAYMAN ISLANDS	759	646	135%
REUNION	757	1,957	-23%
SAINT LUCIA	744	-	-
URUGUAY	656	16,931	-92%
ARMENIA	628	-	-
ANTIGUA	519	-	-
OMAN	490	1,325	-26%
MACAO	489	-	-
COLOMBIA	468	-	-
GUADELOUPE	460	660	39%
ARUBA	434	5,280	-84%
CZECH REPUBLIC	387	3,153	-75%
PERU	377	5,947	-87%
COSTA RICA	266	-	-
BELARUS	261	168	211%
PANAMA	249	-	-
GUATEMALA	233	-	-
CROATIA (HRVATSKA)	189	-	-
FEDERATED STATES OF MICRONESIA	176	-	-
MOLDOVA	171	-	-
VIET NAM	110	-	-
SRI LANKA	110	1,218	-82%
ALBANIA	94	-	-
Grand Total	14,966,748	11,874,309	152%

